




God Uses Paul

Dear Parent,

Ms. Francesca has recorded a terrific puppet show video to teach your child about how God used Paul to share and spread God’s love. Click on this link to go to the video:

https://www.facebook.com/groups/473165613046420/permalink/1124711304558511/?notif_id=1590174790154454¬if_t=page_post_reaction&ref=notif

THIS LESSON’S ROADMAP

DESTINATION	PAGE #	DISCOVERIES ON YOUR JOURNEY	SUPPLIES NEEDED
Warm-Up (5-10 minutes)	3	Transition Time	<ul style="list-style-type: none"> toys of your choice
Large Group Opening (5-10 minutes) 	3 3 4	Sing (Optional) Puppet Presentation Bible Reading	<ul style="list-style-type: none"> Music of your choice Bubba puppet with handcuffs The Story for Little Ones
Small Group Application (10 minutes—each activity) 	6 8 10 10 & 11	Activity 1: Acting Out Bible Event Activity 2: Snack Activity 3: Craft Activity 4: Learning Game and Movement Game	<ul style="list-style-type: none"> <i>Activity 1: Bible Event</i> <ul style="list-style-type: none"> <i>The Story for Little Ones</i> <i>Activity 2: Snack</i> <ul style="list-style-type: none"> napkins, cups, water snack of your choice <i>Activity 3: Craft</i> <ul style="list-style-type: none"> paper plate, one per child a pair of closed eyes (see appendix), one per child tape googly eyes or eye stickers crayons or washable markers option: glue and pieces of yarn for hair <i>Activity 4: Games</i> <ul style="list-style-type: none"> cd player and songs
Large Group Wrap-Up (5-10 minutes) 	12 13 13 14	Review Lesson and Take Home Point Pray Sing (Optional) Optional Color Sheet	<ul style="list-style-type: none"> music of your choice crayons or markers

Warm-Up (Prior to class and first 10 minutes of the session)

Young children this age need a time to get acquainted with the new surroundings as they enter the classroom. Provide a variety of calm activities and toys such as blocks, play centers and simple puzzles. These activities create an environment that helps young children let go of Mom and Dad. If necessary, Mom and Dad may play with them for a few minutes and then leave.

Large Group Opening (5-10 minutes)



Purpose: You may use singing as a large group activity and to gather attention. The opening puppet presentation is a quick overview introducing the Bible Event and Take Home Point. Early childhood humor is also used. Bubba often says something silly about elephants. Judy says something silly about pink ponies. Let the children enjoy the "joke" but use it to call attention to the Bible Event.

Singing: Use music of your choice.

Puppet Presentation:

Bubba Feels Like He Is In Jail

Supplies:

- Bubba puppet wearing (or holding) handcuffs
- *The Story for Little Ones*

Presenter holds *The Story for Little Ones*

Presenter: Boys and girls, let's call Bubba.

Kids call for Bubba. Bubba...Bubba...Bubba.
Bubba comes out wearing (or holding handcuffs).

Bubba: (says sadly) Hi everyone.

Presenter: Bubba, are you OK?

Bubba: (raising his cuffed hands in the air) I am certainly NOT OK! I feel like I am in jail!

Presenter: Bubba, please tell me what's going on with you.

Bubba: It's a sad story really. I got into trouble yesterday for fighting with my sister.

Presenter: What happened?

Bubba: My dad sent me to my room. No video games, no movies, no toys, no TV, no fun at all!

Presenter: So why do you have handcuffs?

Bubba: I was stuck in my room and felt just like a prisoner in jail. It was terrible!

Presenter: It probably wasn't much fun to be stuck in your room. Sometimes when you fight with your sister or break the rules you have to go to your room for a while. I'm sure it's not as bad as being in jail.

Bubba: (Bubba takes off handcuffs.) Well, it was really boring.

Presenter: Bubba, surprisingly enough, this reminds me of a story from the Bible.

Bubba: Did someone go to jail?

Presenter: Yes. Once Jesus' friend Paul was thrown in jail.

Bubba: He must have done something really bad to be in jail. Did he fight with his sister?

Presenter: No, he did not fight with his sister. In fact, he did not do anything wrong. Paul was thrown in jail by an evil king just because Paul believed in Jesus.

Bubba: Wow! That's scary. I believe in Jesus. Will someone put me in jail?

Presenter: No, Bubba.

Bubba: What happened after they put Paul in jail?

Presenter: Are you sure you want to know?

Bubba: Of course I want to know. I can't wait. Tell me what happened to Paul.

Presenter: I will read to you from the Bible. Hold up *The Story for Little Ones*. The Bible is God's story. It is a very BIG story... a BIG, TRUE story... a BIG, TRUE, story about how God loves us. It also has many little stories in it and today we read about Saul who changed his name to Paul. Let's put on our listening ears.

Read Chapter 29, God Uses Paul from *The Story for Little Ones*.

Let's practice the Take Home Point. I'll say it first and you repeat after me. *We believe in Jesus. We believe in Jesus.

Presenter: Bubba, will you help us with the new song?

Bubba: Sure, I love to sing.

Song:

Let's sing our song of the week to the tune of *London Bridge*
Capitalized letters indicate emphasis on that syllable when the rhyme is sung.

WE be-LIEVE in JE-e-SUS.
JE-e-SUS. JE-e-SUS.
WE be-LIEVE in JE-e-SUS.
HE will HELP us.

Let's fold our hands and say a prayer. Repeat after me.

Dear God, *Dear God,*
We love you. *We love you.*
We believe in Jesus. *We believe in Jesus.*
We can tell others about Jesus. *We can tell others about Jesus.*
Thank you, thank you, thank you. *Thank you, thank you, thank you.*
In Jesus' name. *In Jesus' name.*
Amen. *Amen.*

Small Group Application (30-40 minutes)



Purpose: Young children learn best by repetition. Review the Bible Event and practice the Take Home Point as you rotate through the activities.

The shepherd to child ratio for three-year-olds should be one to six or fewer. Divide into groups of six with one shepherd or have a slightly larger group with two shepherds.

Groups rotate from activity to activity. Another option, especially for larger churches, is to provide a leader at each activity table with a shepherd leading a group of up to twelve. The ratio will be maintained at one to six.

Safety and Security: Safety and security procedures are important for each church to carefully define and implement according to their unique needs. The security, safety, illness and accident procedures described in this curriculum are provided for example purposes only and may not be appropriate, applicable or adequate for every situation. Each church is responsible for determining whether any security, safety, illness and accident procedures contained in the curriculum are appropriate, applicable or adequate for its unique situation. The activities described in this curriculum require adult supervision and may not be suitable for each child and each situation. Each church is responsible for ensuring that adequate adult supervision is provided for all activities and for determining whether an activity is appropriate for each child and each situation. Kids Kount Publishing disclaims all liability for the implementation of any procedures or the performance of any activities described in this curriculum.

Activity 1: Bible Event

Supplies: The Story for Little Ones

Acting Out the Bible Event

Hold up *The Story for Little Ones*. (Even if you read it during the puppet presentation, read it now.)

**Do you read this at home? Do you recognize any of the pictures?
This is God's word. Let's act out what it says. Today we are learning about a man named Saul.**

Saul does not like Jesus' followers

- Saul was a man who did not like people who followed Jesus. It was his job to put them in jail. Let's pretend we are closing the jail door. One day he was going to arrest some of Jesus' followers, when a bright light flashed in the sky and blinded him. It was Jesus! Jesus said, "Saul! Why are you against me?" Let's close our eyes and pretend we are blind.

God blinded Saul

- Saul was scared. Show me your scared face. Saul fell to the ground. He was blind! Jesus kept him blind for a few days then gave him back his sight. After that miracle, Saul believed in Jesus.

Saul becomes Paul

- Saul decided to change his name to Paul and travel to many places to tell people about Jesus. Paul and his friend Silas told lots of people about Jesus. But this made some people angry. They wanted Paul and Silas to stop telling everyone about Jesus. They wanted Paul and Silas to go to jail!

Paul and Silas are thrown in jail

- The bad people had Paul and Silas thrown into jail. The guards took Paul's and Silas's clothes. The guards beat them and put chains on their feet. Paul and Silas believed in Jesus. They sang songs and prayed even while they were in jail. Suddenly an earthquake shook the prison and the prison doors flew open. Let's pretend that the floor is shaking in an earthquake.

Paul and Silas don't leave

- The earthquake was really from God. When the earthquake came, it made the chains fall off Paul and Silas. It made the door to their cell open. But Paul and Silas did not leave. I would have wanted to GO! But they didn't. They knew the jail guard would be killed if he lost any prisoners. So they stayed in jail. Paul shouted, "Don't harm yourself. We are all here." Let's all shout, "We are all here!" The jail guard hurried to Paul and Silas.

Paul and Silas tell the guard about Jesus

- Paul and Silas told the guard about Jesus, and he believed. The jail guard took them to his home and family. When Paul told his family about Jesus, his whole family believed in Jesus. Paul and Silas were freed from jail.

Paul and Silas keep telling people about Jesus

- Paul and Silas kept traveling around, telling people about Jesus. Paul wrote lots of letters to churches he had visited, encouraging them to know and love Jesus. His letters are now part of the Bible!

Prayer:

Let's fold our hands and say a prayer. Repeat after me.

Dear God, *Dear God,*

We love you. *We love you.*

We believe in Jesus. *We believe in Jesus.*

We can tell others about Jesus. *We can tell others about Jesus.*

Thank you, thank you, thank you. *Thank you, thank you, thank you.*

In Jesus' name. *In Jesus' name.*

Amen. *Amen.*

Song:

Let's sing our song of the week to the tune of *London Bridge*
Capitalized letters indicate emphasis on that syllable when the rhyme is sung.

WE be-LIEVE in JE-e-SUS.
JE-e-SUS. JE-e-SUS.
WE be-LIEVE in JE-e-SUS.
HE will **HELP** us.

Take Home Point:

Let's practice the Take Home Point. I'll say it first and you repeat
after me: *We believe in Jesus. We believe in Jesus.

Activity 2: Snack “Filled with Joy”

Supplies:

- *napkins, cups, water or juice*
- *snack with a filling, cut in half (Twinkies, filled cupcakes or jelly filled doughnuts)*

Option:

- *Healthy Snack of fruits, vegetables and/or nuts*

*****CAUTION: Be aware of food allergies children may have, before you give them anything to eat.**

Before we eat our snack, let's say a prayer.

Dear God, *Dear God,*
We love you. *We love you.*
We believe in Jesus. *We believe in Jesus.*
We can tell others about Jesus. *We can tell others about Jesus.*
Thank you, thank you, thank you. *Thank you, thank you, thank you.*
In Jesus' name. *In Jesus' name.*
Amen. *Amen.*

Pass out a napkin and cup of water to each child.

Pass out the snack to each child.

Boys and girls, today we are going to eat a snack that is filled with joy. It is cut in half so you can see the “joy”. The jailer was filled with joy when he believed in Jesus.

Option: Healthy Snack: We can be healthy and joyful by feeding our bodies healthy foods. The jailer was filled with joy when he believed in Jesus.

Let children eat their snack.

When Paul was still Saul, did he like Jesus or not like him? (He did not like him) After Jesus blinded him, did Saul like Jesus or not like him? (He liked him). I hope you like your snack today.

Let's practice the Take Home Point. I'll say it first and you repeat after me: ***We believe in Jesus. We believe in Jesus.**

Song:

Let's sing our song of the week to the tune of *London Bridge*
Capitalized letters indicate emphasis on that syllable when the rhyme is sung.

WE be-LIEVE in JE-e-SUS.
JE-e-SUS. JE-e-SUS.
WE be-LIEVE in JE-e-SUS.
HE will HELP us.

Activity 3: Craft

Children take pride in making something themselves. Resist trying to do too much for children so that they can say, "I did it myself."

Supplies:

- paper plate, one per child
- a pair of closed eyes, one per child
- tape
- googly eyes or eye stickers (can just draw them if stickers are not available)
- crayons or washable markers
- Optional: cut pieces of yarn for hair and glue

Before class, on each paper plate tape a pair of closed eyes on the top edge where eyes would go if the plate represents a face. (Kids will lift the closed eyes and put open eyes on the plate.)

Today we talked about Jesus making Saul blind. He did this to show Saul his power. Jesus also wanted to show Saul that God wanted him to stop arresting people who followed Jesus.

Our craft today is a pretend blind man. We will make him see again, just like Jesus did for Saul.

Give everyone a paper plate with the closed eyes.

First I want you to make a nose and mouth on your face. After that, lift up the flap and put your googly eyes (or stickers or just draw eyes) where eyes are on a face.

If you are using the option of adding yarn hair, have children glue it on now.

Now that you are finished, show me your blind man that did not follow Jesus. Now lift up the flap and show me the man who could see and believed in Jesus.

Let's practice the Take Home Point. I'll say it first and you repeat after me: *We believe in Jesus. We believe in Jesus.

Song:

Let's sing our song of the week to the tune of *London Bridge*
Capitalized letters indicate emphasis on that syllable when the rhyme is sung.

WE be-LIEVE in JE-e-SUS.
JE-e-SUS. JE-e-SUS.
WE be-LIEVE in JE-e-SUS.
HE will HELP us.

Let's pray now. Fold your hands and repeat after me:

Dear God, *Dear God,*
We love you. *We love you.*
We believe in Jesus. *We believe in Jesus.*
We can tell others about Jesus. *We can tell others about Jesus.*
Thank you, thank you, thank you. *Thank you, thank you, thank you.*
In Jesus' name. *In Jesus' name.*
Amen. *Amen.*

Activity 4: Learning Game "If We Believe"

Supplies: none

Today we are going to play a game called, "If We Believe". I will describe something and you must tell me if you believe it, with a thumbs up, or don't believe it by giving me a thumbs down.

- Thumbs up or thumbs down if you believe me when I say I can fly.
- Thumbs up or thumbs down if you believe me when I say I have two hands.
- Thumbs up or thumbs down if you believe me when I say I have spiders in my hair.
- Thumbs up or thumbs down if you believe me when I say Paul loved Jesus.
- Thumbs up or thumbs down if you believe me when I say

- Paul liked being in jail.
- Thumbs up or thumbs down if you believe me when I say Jesus is the best!
- Thumbs up or thumbs down if you believe me when I say Paul ate a house.
- Thumbs up or thumbs down if you believe me when I say being blind is fun.
- Thumbs up or thumbs down if you believe me when I say snakes crawl on their bellies.
- Thumbs up or thumbs down if you believe me when I say we believe in Jesus.

Movement Game—“Earthquake Dance”

Supplies: CD player, children’s praise songs

Today we are going to play a game called “Earthquake Dance”. When Paul was in jail, an earthquake shook the ground, opened the jail doors and woke up the jailer who was sleeping. When I play the music, everyone dance like the ground is shaking. When I stop the music, everyone stop, drop to the floor, and pretend to be asleep like the jailer. When I start the music again, pretend it’s an earthquake waking you up! Jump up and start dancing!

Play several rounds of this game.

Let’s practice the Take Home Point. I’ll say it first and you repeat after me: ***We believe in Jesus. We believe in Jesus.**

Song:

Let’s sing our song of the week to the tune of *London Bridge*
Capitalized letters indicate emphasis on that syllable when the rhyme is sung.

WE be-LIEVE in JE-e-SUS.
JE-e-SUS. JE-e-SUS.
WE be-LIEVE in JE-e-SUS.
HE will HELP us.

Let’s pray now. Fold your hands and repeat after me:

Dear God, *Dear God,*
We love you. *We love you.*
We believe in Jesus. *We believe in Jesus.*
We can tell others about Jesus. *We can tell others about Jesus.*
Thank you, thank you, thank you. *Thank you, thank you, thank you.*
In Jesus’ name. *In Jesus’ name.*

Amen. Amen.

Large Group Wrap-Up (5-10 minutes)



Lesson Review:

Presenter reviews the lesson by supplying key parts of the lesson with some words left out. Children are to supply the key words as the presenter shares the Bible Event.

See if you know the word I'm thinking of when I tell the Bible Event. If you know it, you may say it out loud without raising your hand.

Saul did not like people who believed in Jesus. Did he want to put them in jail or tickle their feet? _____ (*Put them in jail*) Jesus took away Saul's sight and made him happy or blind? _____ (*blind*) After a few days, Jesus gave Saul his sight back. Saul changed his name to Sammy or Paul? _____ (*Paul*) Now Paul loved Jesus and told everyone about Jesus or how to cook? _____ (*About Jesus*) When Paul and Silas were put in jail did a superhero break them out of jail or did Jesus send an earthquake? _____ (*Jesus sent an earthquake.*) After Paul told the jail guard and his family about Jesus, did they believe in Jesus or believe in money? _____ (*Jesus*)

I can tell you were listening today when you learned that ***We believe in Jesus. We believe in Jesus**

Lesson Prayer:

Let's fold our hands and pray. Repeat after me.

Dear God, *Dear God,*
We love you. *We love you.*
We believe in Jesus. *We believe in Jesus.*
We can tell others about Jesus. *We can tell others about Jesus.*
Thank you, thank you, thank you. *Thank you, thank you, thank you.*
In Jesus' name. *In Jesus' name.*
Amen. *Amen.*

Lesson Song:

Let's sing our song of the week to the tune of *London Bridge*
Capitalized letters indicate emphasis on that syllable when the rhyme is sung.

WE be-LIEVE in JE-e-SUS.
JE-e-SUS. JE-e-SUS.
WE be-LIEVE in JE-e-SUS.
HE will HELP us.

Take Home Point:

Let's practice the Take Home Point. I'll say it first and you repeat after me: *We believe in Jesus. We believe in Jesus.

Before sending children home, give a copy of The Story Preschool Lesson Card 29.

The front of this card will remind you that Jesus helped Paul and Silas. Show your parents the back and tell them that you can choose to believe in Jesus.

Have children practice saying this before they leave.

Lead the children in singing songs from a CD until parents begin arriving. Let parents know that they are welcome to join in. Dismiss by handing out the God Talk at Home.

PAUL AND SILAS

Talk about Paul and Silas. They helped people learn about God's love. Color the picture.



Name _____



